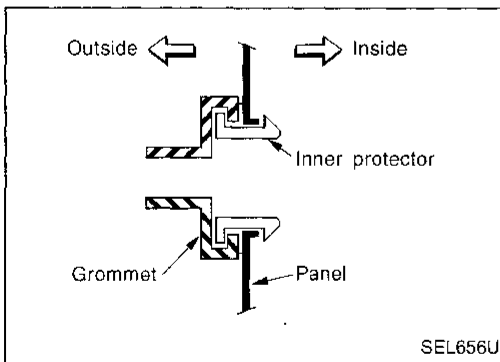
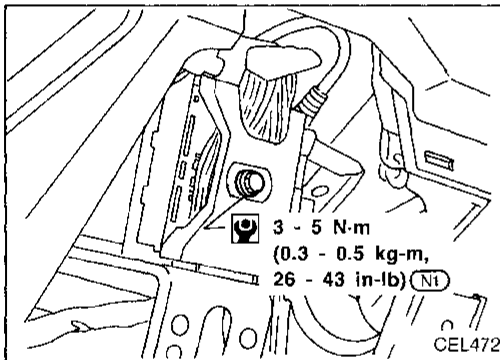
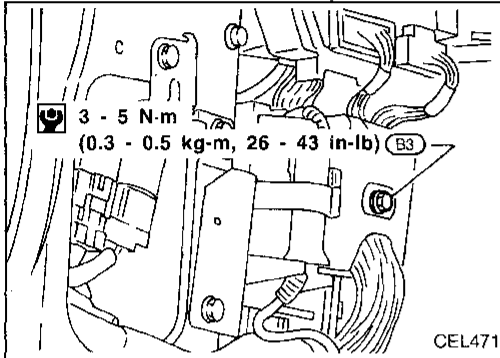
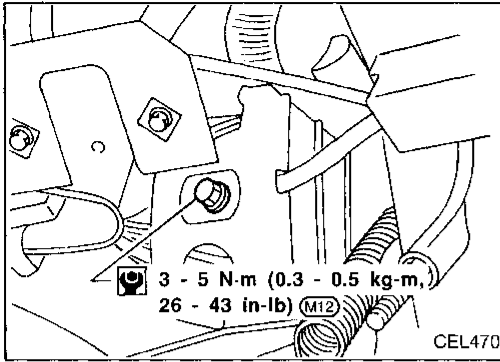



SUPER MULTIPLE JUNCTION (SMJ)



INSTALLATION

To install SMJ, tighten bolts until orange "fulltight" mark appears and then retighten to specified torque as required.

 : 3 - 5 N·m
(0.3 - 0.5 kg-m, 26 - 43 in-lb)

CAUTION:

Do not overtighten bolts, otherwise, they may be damaged.

Grommet

A grommet of the shape shown on left is used for engine room harness through hole and engine control harness.

CAUTION:

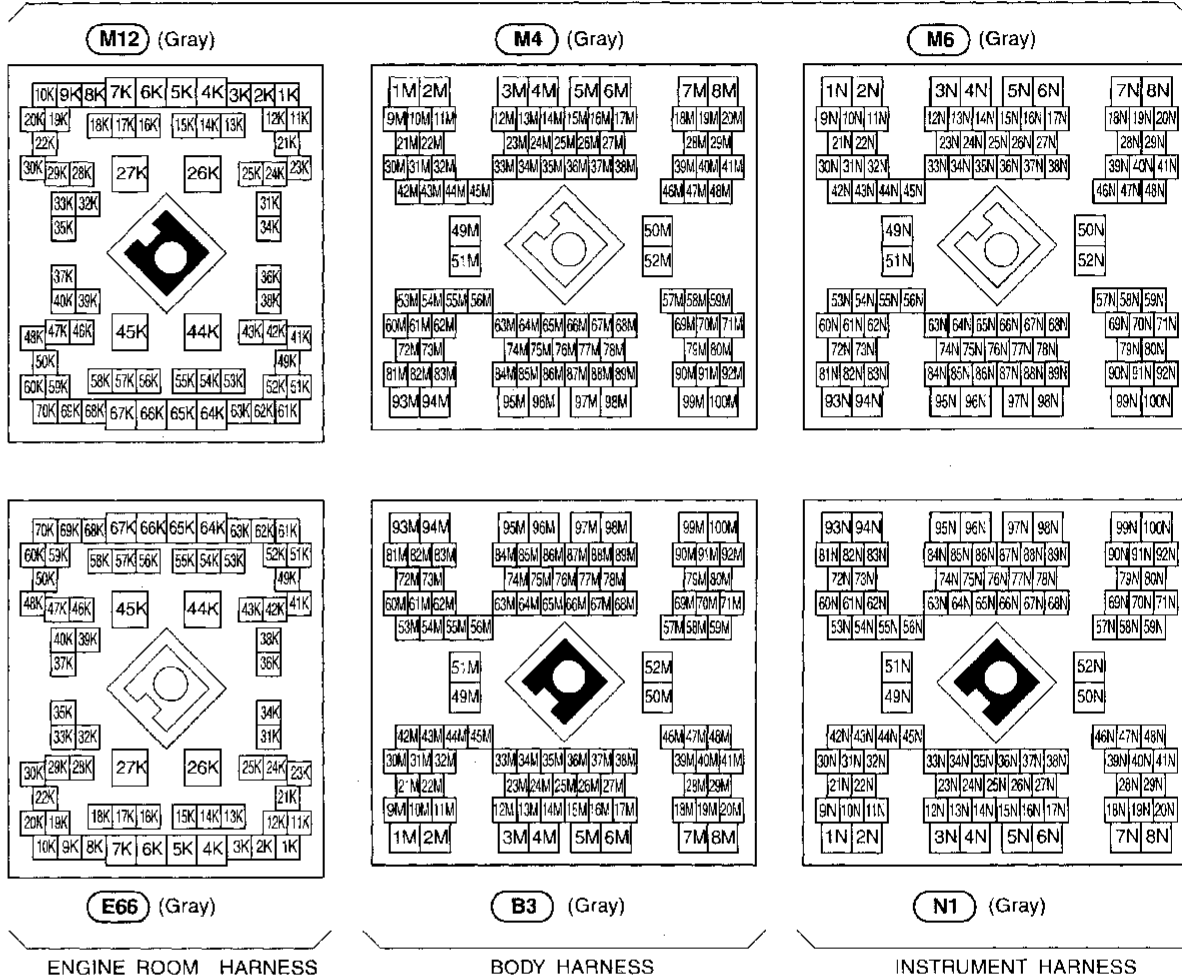
Do not use old inner protector after removal; replace with new one.

SUPER MULTIPLE JUNCTION (SMJ)

Terminal Arrangement



MAIN HARNESS



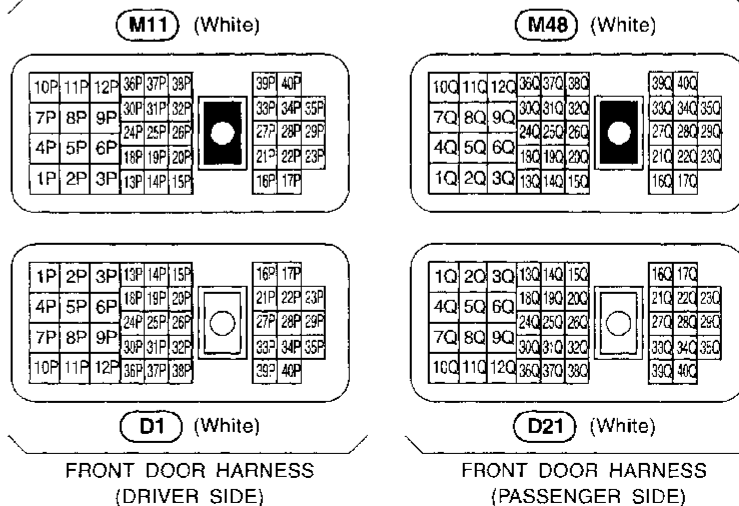
ENGINE ROOM HARNESS

BODY HARNESS

INSTRUMENT HARNESS



MAIN HARNESS



SUPER MULTIPLE JUNCTION (SMJ)

Terminal Arrangement (Cont'd)

MAIN HARNESS



M50 (White)

1R	2R	3R	4R	5R	6R	7R	8R	17R	18R	19R	20R	21R	22R	23R	24R	25R	26R	27R	28R	29R	30R	31R	32R
9R	10R	11R	12R	13R	14R	15R	16R	33R	34R	35R	36R	37R	38R	39R	40R	41R	42R	43R	44R	45R	46R	47R	48R

9R	10R	11R	12R	13R	14R	15R	16R	33R	34R	35R	36R	37R	38R	39R	40R	41R	42R	43R	44R	45R	46R	47R	48R
1R	2R	3R	4R	5R	6R	7R	8R	17R	18R	19R	20R	21R	22R	23R	24R	25R	26R	27R	28R	29R	30R	31R	32R

B101 (White)

BODY NO.2 HARNESS

MAIN HARNESS



M49 (White)

9S	10S	11S	12S	13S	14S	15S	16S	33S	34S	35S	36S	37S	38S	39S	40S	41S	42S	43S	44S	45S	46S	47S	48S
1S	2S	3S	4S	5S	6S	7S	8S	17S	18S	19S	20S	21S	22S	23S	24S	25S	26S	27S	28S	29S	30S	31S	32S

1S	2S	3S	4S	5S	6S	7S	8S	17S	18S	19S	20S	21S	22S	23S	24S	25S	26S	27S	28S	29S	30S	31S	32S
9S	10S	11S	12S	13S	14S	15S	16S	33S	34S	35S	36S	37S	38S	39S	40S	41S	42S	43S	44S	45S	46S	47S	48S

F63 (White)

ENGINE CONTROL HARNESS

ENGINE ROOM HARNESS



E70 (White)

9T	10T	11T	12T	13T	14T	15T	16T	33T	34T	35T	36T	37T	38T	39T	40T	41T	42T	43T	44T	45T	46T	47T	48T
1T	2T	3T	4T	5T	6T	7T	8T	17T	18T	19T	20T	21T	22T	23T	24T	25T	26T	27T	28T	29T	30T	31T	32T

1T	2T	3T	4T	5T	6T	7T	8T	17T	18T	19T	20T	21T	22T	23T	24T	25T	26T	27T	28T	29T	30T	31T	32T
9T	10T	11T	12T	13T	14T	15T	16T	33T	34T	35T	36T	37T	38T	39T	40T	41T	42T	43T	44T	45T	46T	47T	48T

E81 (White)

COMBINATION SUB-HARNESS

ENGINE CONTROL HARNESS



F64 (White)

1U	2U	3U	4U	5U	6U	7U	8U	17U	18U	19U	20U	21U	22U	23U
9U	10U	11U	12U	13U	14U	15U	16U	24U	25U	26U	27U	28U	29U	30U

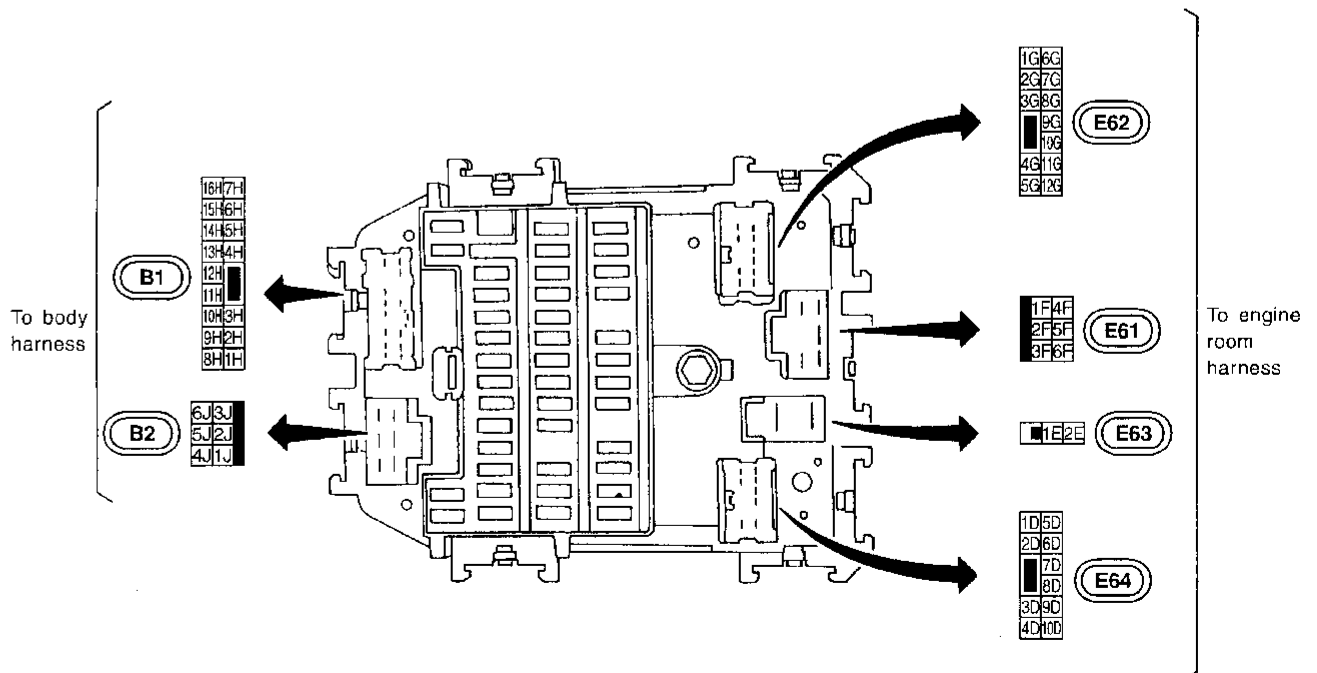
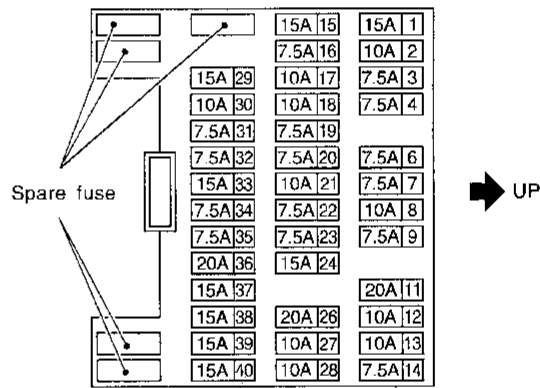
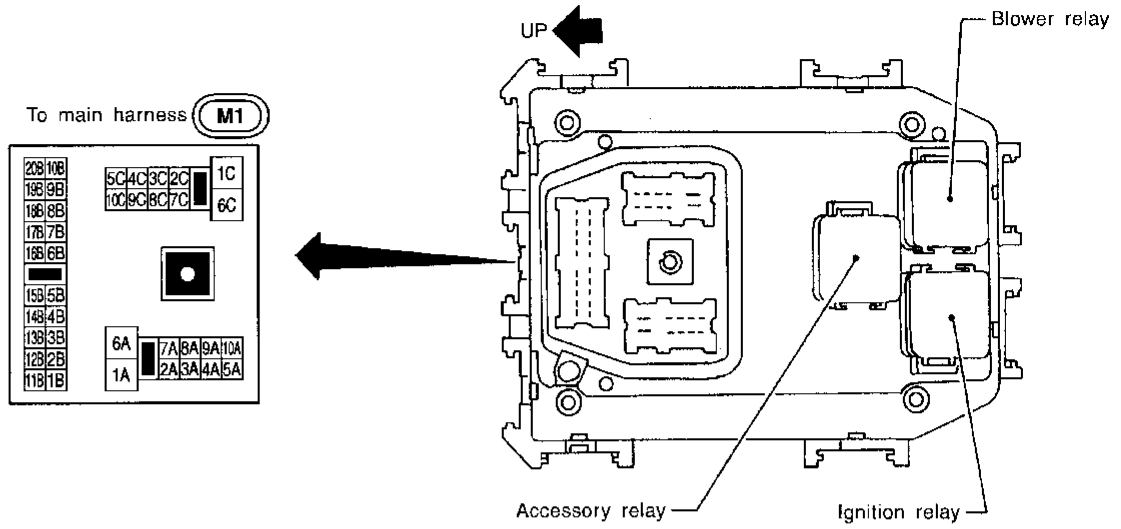
9U	10U	11U	12U	13U	14U	15U	16U	24U	25U	26U	27U	28U	29U	30U
1U	2U	3U	4U	5U	6U	7U	8U	17U	18U	19U	20U	21U	22U	23U

B102 (White)

BODY NO.2 HARNESS

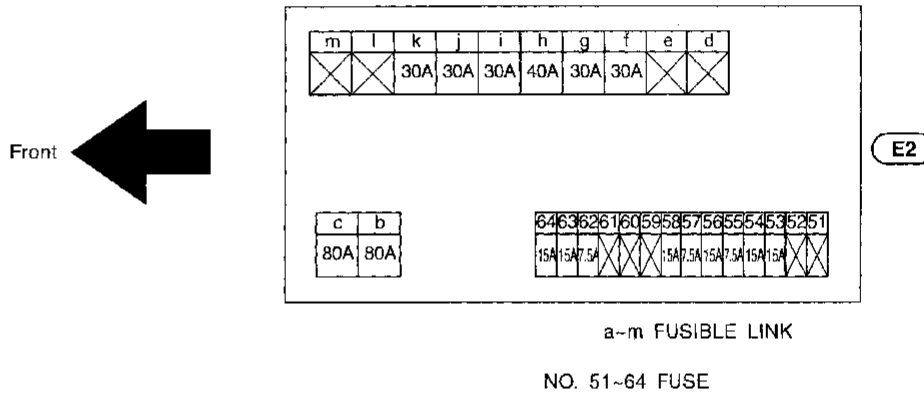
FUSE BLOCK — Junction Box (J/B)

Terminal Arrangement



FUSE AND FUSIBLE LINK BOX

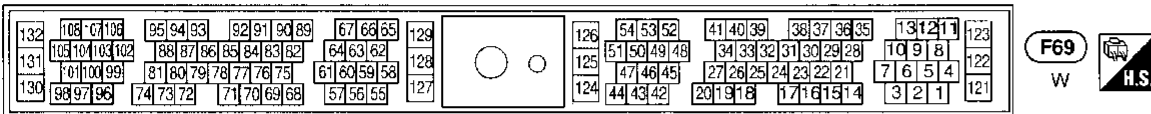
Terminal Arrangement



ELECTRICAL UNITS

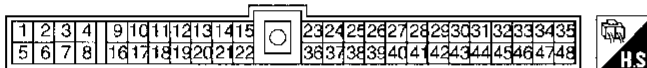
Terminal Arrangement

ECM (ECCS CONTROL MODULE) **F69**



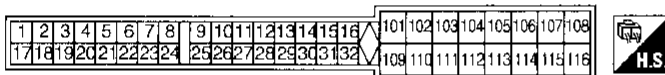
(White)

TCM (TRANSMISSION CONTROL MODULE) **B9**



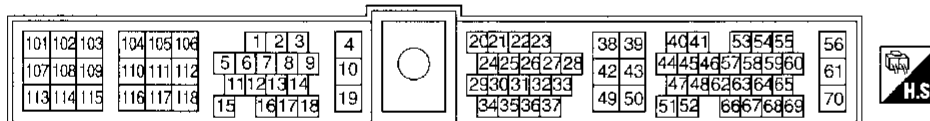
(White)

ABS/TCS CONTROL UNIT **B103**



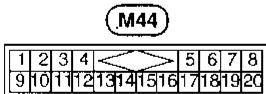
(White)

BCM (BODY CONTROL MODULE) **M22**

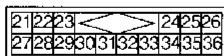


(White)

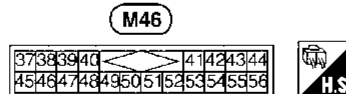
A/C AUTO AMP.



(White)



(White)



(Gray)

JOINT CONNECTOR (J/C)

Terminal Arrangement

