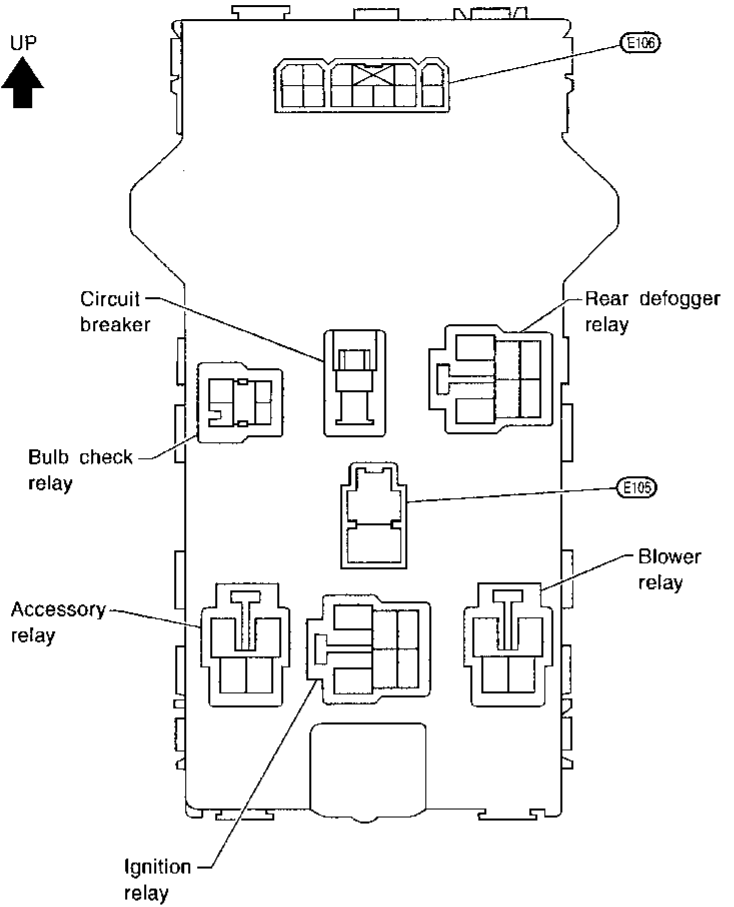
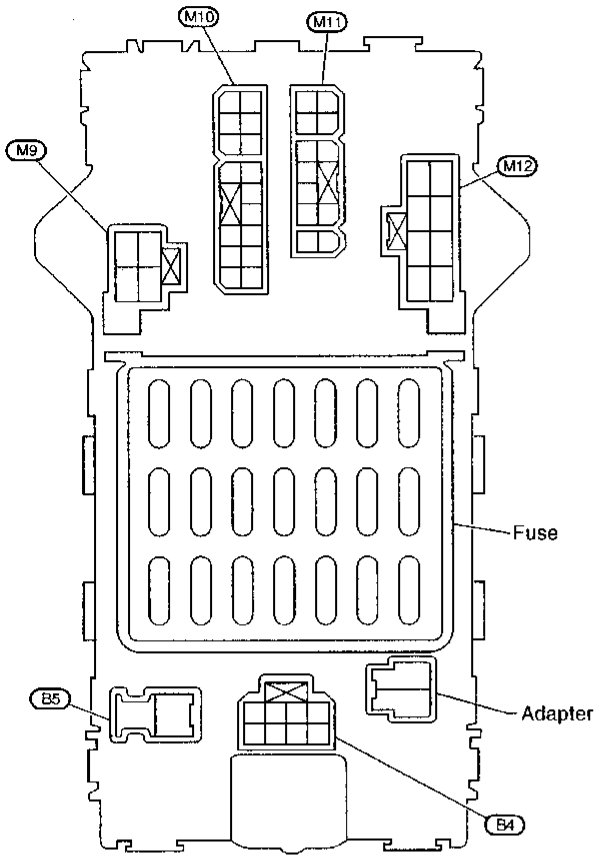



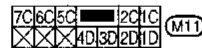
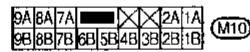
# FUSE BLOCK JUNCTION BOX (J/B)

## Terminal Arrangement



Fuse

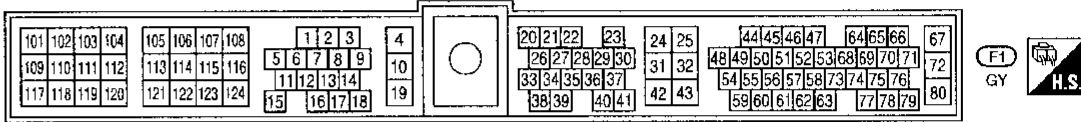
1   20A	2   10A	3   10A	4   10A	5   20A	6   10A	7   10A
8   20A	9   20A	10   10A	11   7.5A	12   20A	13   15A	14   15A
15   10A	16   7.5A	17   15A	18   10A	19   7.5A	20   7.5A	21   X



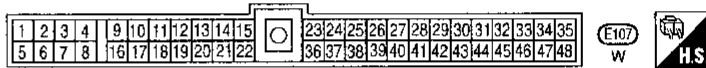
# ELECTRICAL UNIT

## Terminal Arrangement

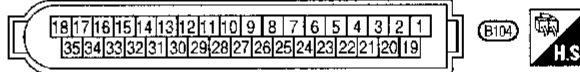
### ECM (ECCS CONTROL MODULE)



### A/T CONTROL UNIT



### ABS CONTROL UNIT



### HICAS CONTROL UNIT



### AIR BAG DIAGNOSIS UNIT

